

**Two-Day-A-Week  
Workbook Pages for  
  
Story of the World I  
By Susan Wise Bauer  
And  
SOTW I Activity Guide  
Edited by Susan Wise Bauer**

This workbook covers the entire SOTW I (revised edition), following a history two-day-a-week schedule. These pages assume you already own the original book and Activity Guide—you must own these already to use these workbook pages. You may also want to have the Test Pages from Peace Hill Press. This workbook is based on the format used by Jean and Angela in their previous workbooks. Thank you so much for the inspiration!

I've added additional lines for narration (my son prefers to talk rather than draw), but please insert pages of artwork as you desire. There is only one Activity Fun page and Reading List page included with each chapter, but there are extra pages at the end of the file if your child wants to record more books, activities, narrations or historical characters. At the back of the workbook you'll find an additional printable Narration page, Reading List page, Activity Fun page, and Who's Who page.

For some chapters there are so many possible projects, readings, etc. that it would be impossible to complete them all. Pick and choose, or stretch the larger chapters over two weeks if you want to spend more time on these subjects.

**Workbook Instructions:**

**Have the binding removed from Activity Guide as needed (a printing shop can do this), or use the loose-leaf pages also available from Peace Hill Press.**

**Print the workbook pages file.**

**For each chapter, collate in checklist order:**

**Checklist page—from file**

**Narration page(s)—from file**

**Map page—insert from student pages of the Activity Guide**

**Coloring page—insert from student pages of the Activity Guide**

**Who's Who Page (if any)—from file**

**Other Activity Guide pages for that chapter**

**Reading List Page—from workbook**

**Project Page—from workbook**

**Test Page—insert from Tests for SOTW Vol. 1 as desired**

**Check that all pages are inserted in the order listed on the checklist page for each chapter, have the entire workbook comb bound, or hole punch and insert in three ring binder. The remaining AG pages can be bound as a teacher's guide.**

Please email me if you have any questions, comments, edits, or just to let me know you found it helpful. Enjoy!

[PastrKay@aol.com](mailto:PastrKay@aol.com)

-- Kay in Cal

# Introduction: What is History?

## Day 1:

- Read section 1, "What is History?"
- Answer Review Questions
- Narration Page: What is History?
- Project: History of My Family or This Is My Life
- Read library books as desired



## Day 2:

- Read section 2, "What is Archaeology?"
- Answer Review Questions
- Narration Page: What is Archaeology?
- UILE 104-105, KHE viii-ix
- Activity: A Dirty Dig
- Read library books as desired



Select 2-3 Library books on this topic to read this week. When finished, add them to your reading list page and write a short summary, if desired.

Don't forget to order the library books for Chapter 2, Egyptians Lived on the Nile River.







# Reading List



Write the names of the books you read,  
or tell something you learned from your reading this week.




Handwriting practice lines consisting of a solid top line, a dashed middle line, and a solid bottom line. This section contains five such sets of lines.



Handwriting practice lines consisting of a solid top line, a dashed middle line, and a solid bottom line. This section contains five such sets of lines.

# Project Fun!

Tell about a project you did for this chapter,  
take a picture of it, and glue it here!




Handwriting practice lines consisting of solid top and bottom lines with a dashed middle line. There are five sets of these lines stacked vertically.

# Chapter 1: The Earliest People

## Day 1:

- Read section 1, "The First Nomads"
- Answer Review Questions
- Narration Page: The First Nomads
- Map Work
- UILE 108-109, KHE 8
- Read library books as desired



## Day 2:

- Read section 2, "The First Nomads Become Farmers"
- Answer Review Questions
- Narration Page: The First Nomads Become Farmers
- Coloring Page
- Project: Cave Painting or Game Bag
- Activity: Build Your Own Hut
- Do chapter test as review
- Read library books as desired



Select 2-3 library books on this topic to read this week. When finished, add them to your reading list.

Don't forget to order the library books for Chapter 3, The First Writing.





**Chapter 1: The First Nomads Become Farmers**  
**Narration Page**

A series of horizontal lines for writing, consisting of solid top and bottom lines with a dashed midline for each row.

 **Reading List** 

Write the names of the books you read,  
or tell something you learned from your reading this week.




Handwriting practice lines consisting of solid top and bottom lines and a dashed middle line, repeated five times.



Handwriting practice lines consisting of solid top and bottom lines and a dashed middle line, repeated five times.

# Project Fun!

Tell about a project you did for this chapter,  
take a picture of it, and glue it here!




Handwriting practice lines consisting of solid top and bottom lines with a dashed middle line. There are ten such sets of lines stacked vertically.

## Chapter 2: Egyptians Lived on the Nile River

### Day 1:

- Read section 1, "Two Kingdoms Become One"
- Answer Review Questions
- Narration Page: Two Kingdoms Become One
- Who's Who page: King Narmer
- Map Work
- UILE 114-115, KHE 10-11
- Read library books as desired



### Day 2:

- Read section 2, "Gods of Ancient Egypt"
- Answer Review Questions
- Narration Page: Gods of Ancient Egypt
- Coloring Page
- Project: Model of Nile, White Crown or Shepherd's Crook
- Do chapter test as review
- Read library books as desired



Select 2-3 library books on this topic to read this week. When finished, add them to your reading list.

Don't forget to order the library books for Chapter 4, The Old Kingdom of Egypt.

# Chapter 2: Two Kingdoms Become One

## Narration Page

A series of horizontal lines for writing, consisting of solid top and bottom lines with a dashed midline, repeated down the page.










# Project Fun!

Tell about a project you did for this chapter,  
take a picture of it, and glue it here!



Handwriting practice lines consisting of solid top and bottom lines with a dashed middle line. There are ten sets of these lines stacked vertically.

# Chapter 3: The First Writing

## Day 1:

- Read "Hieroglyphs and Cuneiform"
- Answer Review Questions
- Narration Page: The First Writing
- Map Work
- Coloring Page
- Read library books as desired



## Day 2:

- UILE 110-111, KHE 9-10
- Projects: Make Cuneiform Tablet and Hieroglyphic Scroll
- Do chapter test as review
- Color, cut and laminate the review cards for chapters 1-3
- Read library books as desired



Select 2-3 library books on this topic to read this week. When finished, add them to your reading list.

Don't forget to order the library books for Chapter 5, The First Sumerian Dictator.

# Chapter 3: The First Writing

## Narration Page

A series of horizontal lines for writing, consisting of solid top and bottom lines with a dashed midline, repeated down the page.

 **Reading List** 

Write the names of the books you read,  
or tell something you learned from your reading this week.




Handwriting practice lines consisting of a solid top line, a dashed middle line, and a solid bottom line. This section contains five such sets of lines.



Handwriting practice lines consisting of a solid top line, a dashed middle line, and a solid bottom line. This section contains five such sets of lines.

# Project Fun!

Tell about a project you did for this chapter,  
take a picture of it, and glue it here!



Handwriting practice lines consisting of solid top and bottom lines with a dashed middle line. There are ten such sets of lines stacked vertically.

## Chapter 4: The Old Kingdom of Egypt

### Day 1:

- Read section 1, "Making Mummies"
- Answer Review Questions
- Narration Page: Making Mummies
- Map Work
- UILE 116-117, KHE 10-11
- Read library books as desired



### Day 2:

- Read section 2, "Egyptian Pyramids"
- Answer Review Questions
- Narration Page: Egyptian Pyramids
- Coloring Page
- Project: Chicken Mummy or Step Pyramid
- Do chapter test as review
- Read library books as desired



Select 2-3 library books on this topic to read this week. When finished, add them to your reading list.

Don't forget to order the library books for Chapter 6, The Jewish People.

**Chapter 4: Making Mummies**  
**Narration Page**

A series of horizontal lines for writing, consisting of solid top and bottom lines with a dashed midline, repeated down the page.








# Project Fun!

Tell about a project you did for this chapter,  
take a picture of it, and glue it here!



Handwriting practice lines consisting of solid top and bottom lines with a dashed middle line. There are ten such sets of lines arranged vertically on the page.

# Chapter 5: The First Sumerian Dictator

## Day 1:

- Read "Sargon and the Akkadians"
- Answer Review Questions
- Narration Page: The First Sumerian Dictator
- Map Work
- Coloring Page
- Read library books as desired



## Day 2:

- UILE 113, KHE 9
- Project: Make a Sumerian Seal
- Word Search Puzzle: Sumerian Inventions
- Who's Who page: Sargon
- Do chapter test as review
- Read library books as desired



Select 2-3 library books on this topic to read this week. When finished, add them to your reading list.

Don't forget to order the library books for Chapter 7, Hammurabi and the Babylonians.








# Project Fun!

Tell about a project you did for this chapter,  
take a picture of it, and glue it here!



Handwriting practice lines consisting of solid top and bottom lines with a dashed middle line. There are five sets of these lines stacked vertically.

## Chapter 6: The Jewish People

### Day 1:

- Read section 1, "God Speaks to Abraham"
- Answer Review Questions
- Narration Page: God Speaks to Abraham
- Map Work
- Activity Puzzle: The Jewish People Word Search
- Who's Who Page: Abraham
- Color Your Own Comic Book!
- Read library books as desired



### Day 2:

- Read section 2, "Joseph Goes to Egypt"
- Answer Review Questions
- Narration Page: Joseph Goes to Egypt
- UILE 142-143, KHE 24-25
- Who's Who Page: Joseph
- Project: Make Joseph's Coat (or More Realistic Coat)
- Do chapter test as review
- Read library books as desired



Select 2-3 library books on this topic to read this week. When finished, add them to your reading list.

Don't forget to order the library books for Chapter 8, The Assyrians.














# Project Fun!

Tell about a project you did for this chapter,  
take a picture of it, and glue it here!




Handwriting practice lines consisting of solid top and bottom lines with a dashed middle line. There are ten such sets of lines arranged vertically on the page.

# Chapter 7: Hammurabi and the Babylonians

## Day 1:

- Read "Hammurabi's Code"
- Answer Review Questions
- Narration Page: Hammurabi and the Babylonians
- Map Work
- Coloring Page
- Read library books as desired



## Day 2:

- UILE 132-133, KHE 21
- Crossword Puzzle: Name That Place
- Project: Law Code Stele or Ziggurat Temple
- Do chapter test as review
- Who's Who page: Hammurabi
- Color, cut and laminate the review cards for chapters 4-7
- Read library books as desired



Select 2-3 library books on this topic to read this week. When finished, add them to your reading list.

Don't forget to order the library books for Chapter 9, The First Cities of India.







# Reading List

Write the names of the books you read,  
or tell something you learned from your reading this week.




Handwriting practice lines consisting of a solid top line, a dashed middle line, and a solid bottom line. This section contains five such sets of lines.



Handwriting practice lines consisting of a solid top line, a dashed middle line, and a solid bottom line. This section contains five such sets of lines.

# Project Fun!

Tell about a project you did for this chapter,  
take a picture of it, and glue it here!



Handwriting practice lines consisting of solid top and bottom lines with a dashed middle line. There are ten such sets of lines arranged vertically on the page.

## Chapter 8: The Assyrians

### Day 1:

- Read section 1, "Shamshi-Adad, King of the Whole World"
- Answer Review Questions
- Narration Page: Shamshi-Adad, King of the Whole World
- UILE 146-149, KHE 22-23
- Who's Who Page: Shamshi-Adad
- Map Work
- Read library books as desired



### Day 2:

- Read section 2, "The Story of Gilgamesh"
- Answer Review Questions
- Narration Page: The Story of Gilgamesh
- Coloring Page
- Project: Picture of Enkidu or Compose a Fairy Tale
- Do chapter test as review
- Read library books as desired



Select 2-3 library books on this topic to read this week. When finished, add them to your reading list.

Don't forget to order the library books for Chapter 10, The Far East: Ancient China.

# **Chapter 8: Shamshi-Adad, King of the Whole World**

## **Narration Page**

Lined writing area for the narration page. The page contains 18 sets of horizontal lines, each consisting of a solid top line, a dashed middle line, and a solid bottom line, providing a guide for handwriting.



# **Chapter 8: The Story of Gilgamesh**

## **Narration Page**

A series of horizontal lines for writing, consisting of solid top and bottom lines with a dashed midline. There are 10 such sets of lines on the page.



# Reading List



Write the names of the books you read,  
or tell something you learned from your reading this week.




---



---



---



---



---



---



---



---



---



---



---



---




---



---



---



---



---



---



---



---



---



---




---



---



# Picture of Enkidu



## Chapter 9: The First Cities of India

### Day 1:

- Read section 1, "The River-Road"
- Answer Review Questions
- Narration Page: The River-Road
- Map Work
- Coloring Page
- Read library books as desired



### Day 2:

- Read section 2, "The Mystery of Mohenjo-Daro"
- Answer Review Questions
- Narration Page: The Mystery of Mohenjo-Daro
- UILLE 118-119, KHE 14-15
- Project: Make a Brick, Dwelling or Writing: What Happened?
- Do chapter test as review
- Read library books as desired



Select 2-3 library books on this topic to read this week. When finished, add them to your reading list.

Don't forget to order the library books for Chapter 11, Ancient Africa.





 **Reading List** 

Write the names of the books you read,  
or tell something you learned from your reading this week.




Handwriting practice lines consisting of a solid top line, a dashed middle line, and a solid bottom line. There are four such sets of lines stacked vertically.



Handwriting practice lines consisting of a solid top line, a dashed middle line, and a solid bottom line. There are four such sets of lines stacked vertically.

# Project Fun!

Tell about a project you did for this chapter,  
take a picture of it, and glue it here!

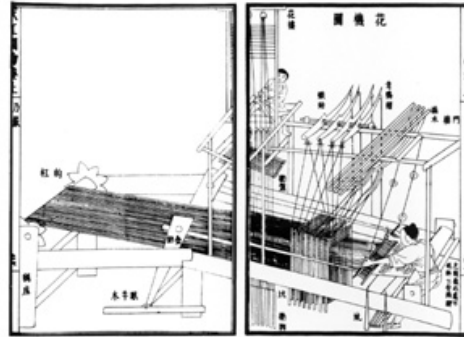


Handwriting practice lines consisting of solid top and bottom lines with a dashed middle line. There are ten such sets of lines arranged vertically on the page.

# Chapter 10: The Far East: Ancient China

## Day 1:

- Read section 1, "Lei Zu and the Silkworm"
- Read section 2, "The Pictograms of Ancient China"
- Answer Review Questions
- Narration Page: Lei Zu and the Silkworm
- Project: Make Your Own Pictograms
- Map Work
- Read library books as desired



## Day 2:

- Read section 3, "Farming in Ancient China"
- Answer Review Questions
- Narration Page: Farming in Ancient China
- Coloring Page
- UILE 164-165, KHE 18-19
- Project: Make a Ming Bowl
- Do chapter test as review
- Read library books as desired



Select 2-3 library books on this topic to read this week. When finished, add them to your reading list.

Don't forget to order the library books for Chapter 12, The Middle Kingdom of Egypt.

**Chapter 10: Lei Zu and the Silkworm**  
**Narration Page**

A series of horizontal lines for writing, consisting of solid top and bottom lines with a dashed midline, repeated 15 times down the page.





 **Reading List** 

Write the names of the books you read,  
or tell something you learned from your reading this week.



---

---

---

---

---

---

---

---

---

---

---

---



---

---

---

---

---

---

---

---

---


---

---

---

# Project Fun!

Tell about a project you did for this chapter,  
take a picture of it, and glue it here!



Handwriting practice lines consisting of solid top and bottom lines with a dashed middle line. There are ten such sets of lines stacked vertically.

# Chapter 11: Ancient Africa

## Day 1:

- Read section 1, "Ancient Peoples of West Africa"
- Answer Review Questions
- Narration Page: Ancient Peoples of West Africa
- UILE 172-173, KHE 30-31
- Map Work



## Day 2:

- Read section 2, "Anansi and Turtle"
- Read section 3, "Anansi and the Make-Believe Food"
- Answer Review Questions
- Narration Page: Anansi and the Turtle
- Coloring Page
- Project: Make a Necklace, Anansi, Painted Hands or Instruments
- Plan (and shop) for African Feast later this week
- Color, cut and laminate the review cards for chapters 8-11
- Do chapter test as review
- Read library books as desired



Select 2-3 library books on this topic to read this week. When finished, add them to your reading list.

Don't forget to order the library books for Chapter 13, The New Kingdom of Egypt.







# Reading List



Write the names of the books you read,  
or tell something you learned from your reading this week.




Lined writing area for the first section, consisting of eight rows. Each row has a solid top line, a dashed middle line, and a solid bottom line.



Lined writing area for the second section, consisting of eight rows. Each row has a solid top line, a dashed middle line, and a solid bottom line.

# Project Fun!

Tell about a project you did for this chapter,  
take a picture of it, and glue it here!



Handwriting practice lines consisting of solid top and bottom lines with a dashed middle line. There are ten such sets of lines stacked vertically.



# Chapter 12: The Middle Kingdom of Egypt

## Day 1:

- Read section 1, "Egypt Invades Nubia"
- Answer Review Questions
- Narration Page: Egypt Invades Nubia
- UILE 114-117, KHE 10-11
- Map Work
- Read library books as desired



## Day 2:

- Read section 2, "The Hyksos Invade Egypt"
- Answer Review Questions
- Narration Page: The Hyksos Invade Egypt
- Coloring Page
- Project: Make a Monkey Doll, Bracelet, or Chariot and Horse
- Do chapter test as review
- Read library books as desired



Select 2-3 library books on this topic to read this week. When finished, add them to your reading list.

Don't forget to order the library books for Chapter 14, The Israelites Leave Egypt.








# Project Fun!

Tell about a project you did for this chapter,  
take a picture of it, and glue it here!



Handwriting practice lines consisting of solid top and bottom lines with a dashed middle line. There are ten such sets of lines stacked vertically.

# Chapter 13: The New Kingdom of Egypt

## Day 1:

- Read section 1, "The General and the Woman Pharaoh"
- Answer Review Questions
- Narration Page: The General and the Woman Pharaoh
- Map Work
- UILE 135-137, KHE 26-27
- Who's Who page: Hatshepsut



## Day 2:

- Read section 2, "Amenhotep and King Tut"
- Answer Review Questions
- Narration Page: Amenhotep and King Tut
- Who's Who page: Amenhotep
- Coloring Page
- Project: Make a False Beard, Monument or Egyptian Mask, or Play Tomb Discovery
- Do chapter test as review
- Read library books as desired



Select 2-3 library books on this topic to read this week. When finished, add them to your reading list.

Don't forget to order the library books for Chapter 15, The Phoenicians.

# **Chapter 13: The General and the Woman Pharaoh**

## **Narration Page**

A series of horizontal lines for writing, consisting of solid top and bottom lines with a dashed midline, repeated down the page.

# Who's Who in History

Draw or attach a picture here:



Name

Date of Birth & Death

Why I was famous:





# Who's Who in History

Draw or attach a picture here:



Name

---

---

Date of Birth & Death

---

---

Why I was famous:

---

---

---

---

---

---

---

---

---

---

---

---



# Reading List



Write the names of the books you read,  
or tell something you learned from your reading this week.




Handwriting practice lines consisting of a solid top line, a dashed middle line, and a solid bottom line. This section contains five sets of these lines.



Handwriting practice lines consisting of a solid top line, a dashed middle line, and a solid bottom line. This section contains five sets of these lines.

# Project Fun!

Tell about a project you did for this chapter,  
take a picture of it, and glue it here!



Handwriting practice lines consisting of solid top and bottom lines and a dashed middle line, repeated multiple times for writing.

## Chapter 14: The Israelites Leave Egypt

### Day 1:

- Read section 1, "The Baby Moses"
- Answer Review Questions
- Narration Page: The Baby Moses
- Map Work
- UILE 142, KHE 24
- Who's Who page: Moses
- Read library books as desired



### Day 2:

- Read section 2, "The Exodus from Egypt"
- Answer Review Questions
- Narration Page: The Exodus from Egypt
- Coloring Page (Optional: Make Puzzle)
- Project: Make Baby Moses' Basket, Red Sea Diorama or Ten Plagues Sticker book
- Do chapter test as review
- Read library books as desired



Select 2-3 library books on this topic to read this week. When finished, add them to your reading list.

Don't forget to order the library books for Chapter 16, The Return of Assyria.

**Chapter 14: The Baby Moses  
Narration Page**

Lined writing area with multiple sets of solid top and bottom lines and a dashed midline.

# Who's Who in History

Draw or attach a picture here:



Name

---

---

Date of Birth & Death

---

---

Why I was famous:

---

---

---

---

---

---

---

---

---

---

---

---

---

---

---

---

---

---

---

---

---

---

---

---

---

---

---

---

# **Chapter 14: The Exodus from Egypt**

## **Narration Page**


A series of horizontal lines for writing, consisting of solid top and bottom lines with a dashed midline, repeated 10 times.





# Project Fun!

Tell about a project you did for this chapter,  
take a picture of it, and glue it here!



Handwriting practice lines consisting of solid top and bottom lines with a dashed middle line. There are ten such sets of lines stacked vertically.

# Chapter 15: The Phoenicians

## Day 1:

- Read section 1, "Phoenician Traders"
- Answer Review Questions
- Narration Page: Phoenician Traders
- Map Work
- UILE 144-145, KHE 28-29
- Coloring Page
- Read library books as desired



## Day 2:

- Read section 2, "The Founding of Carthage"
- Answer Review Questions
- Narration Page: The Founding of Carthage
- Project: Make Pretend Glass, Purple Dye, Pasta Necklace or Bread
- Do chapter test as review
- Color, cut and laminate the review cards for chapters 12-15
- Read library books as desired



Select 2-3 library books on this topic to read this week. When finished, add them to your reading list.

Don't forget to order the library books for Chapter 17, Babylon Takes Over Again.








# Project Fun!

Tell about a project you did for this chapter,  
take a picture of it, and glue it here!



Handwriting practice lines consisting of solid top and bottom lines with a dashed middle line. There are ten such sets of lines arranged vertically on the page.

# Chapter 16: The Return of Assyria

## Day 1:

- Read section 1, "Ashurbanipal's Attack"
- Answer Review Questions
- Narration Page: Ashurbanipal's Attack
- Map Work
- Coloring Page
- Who's Who Page: Ashurbanipal
- Read library books as desired



## Day 2:

- Read section 2, "The Library of Nineveh"
- Answer Review Questions
- Narration Page: The Library of Nineveh
- UILE 144-145, KHE 28-29
- Project: Make an Assyrian Siege Tower or Library Book
- Do chapter test as review
- Read library books as desired



Select 2-3 library books on this topic to read this week. When finished, add them to your reading list.

Don't forget to order the library books for Chapter 18, Life in Early Crete.



# Chapter 16: Ashurbanipal's Attack

## Narration Page

A series of horizontal lines for writing, consisting of solid top and bottom lines and a dashed midline, repeated down the page.







# Reading List



Write the names of the books you read,  
or tell something you learned from your reading this week.




Handwriting practice lines consisting of a solid top line, a dashed middle line, and a solid bottom line, repeated five times.



Handwriting practice lines consisting of a solid top line, a dashed middle line, and a solid bottom line, repeated five times.

# Project Fun!

Tell about a project you did for this chapter,  
take a picture of it, and glue it here!



Handwriting practice lines consisting of solid top and bottom lines with a dashed middle line. There are ten such sets of lines arranged vertically on the page.

# Chapter 17: Babylon Takes Over Again!

## Day 1:

- Read section 1, "Nebuchadnezzar's Madness"
- Answer Review Questions
- Narration Page: Nebuchadnezzar's Madness
- Who's Who Page: Nebuchadnezzar
- Map Work
- Coloring Page
- Read library books as desired



## Day 2:

- Read section 2, "The Hanging Gardens of Babylon"
- Answer Review Questions
- Narration Page: The Hanging Gardens of Babylon
- UILE 150-151, KHE 36-37
- Project: Draw the Hanging Gardens and/or Build a Babylonian Garden
- Do chapter test as review
- Read library books as desired



Select 2-3 library books on this topic to read this week. When finished, add them to your reading list.

Don't forget to order the library books for Chapter 19, The Early Greeks.



# Who's Who in History

Draw or attach a picture here:



Name

---

---

Date of Birth & Death

---

---

Why I was famous:

---

---

---

---

---

---

---

---

---

---

---

---

---

---

---

---

---

---

---

---

---

---

---

---

---

---



# Chapter 17: The Hanging Gardens of Babylon

## Narration Page

Lined writing area for the narration page. The page contains 18 horizontal lines, with each line consisting of a solid top line, a dashed midline, and a solid bottom line, providing a guide for letter height and placement.



# Reading List



Write the names of the books you read,  
or tell something you learned from your reading this week.




Handwriting practice area with four rows of lines. Each row consists of a solid top line, a dashed middle line, and a solid bottom line.



Handwriting practice area with four rows of lines. Each row consists of a solid top line, a dashed middle line, and a solid bottom line.

# Project Fun!

Tell about a project you did for this chapter,  
take a picture of it, and glue it here!




Handwriting practice lines consisting of solid top and bottom lines with a dashed middle line. There are ten such sets of lines arranged vertically on the page.

# Chapter 18: Life in Early Crete

## Day 1:

- Read section 1, "Bull-Jumpers and Sailors"
- Answer Review Questions
- Narration Page: Bull-Jumpers and Sailors
- Coloring Page
- UILE 124-127, KHE 16
- Map Work
- Read library books as desired



## Day 2:

- Read section 2, "King Minos and the Minotaur"
- Read section 3, "The Mysterious End of the Minoans"
- Answer Review Questions
- Narration Page: The Mysterious End of the Minoans
- Activity Page Maze
- Project: Build a Labyrinth, Minoan Ship or Volcano
- Do chapter test as review
- Read library books as desired



Select 2-3 library books on this topic to read this week. When finished, add them to your reading list.

Don't forget to order the library books for Chapter 20, *Greece Gets Civilized Again*.

# **Chapter 18: Bull Jumpers and Sailors**

## **Narration Page**

A series of horizontal lines for writing, including solid top and bottom lines and a dashed midline in each row.





# Reading List



Write the names of the books you read,  
or tell something you learned from your reading this week.




Handwriting practice lines consisting of a solid top line, a dashed middle line, and a solid bottom line. This section contains five such sets of lines.



Handwriting practice lines consisting of a solid top line, a dashed middle line, and a solid bottom line. This section contains five such sets of lines.

# Project Fun!

Tell about a project you did for this chapter,  
take a picture of it, and glue it here!



Handwriting practice lines consisting of solid top and bottom lines with a dashed middle line. There are ten such sets of lines provided for writing.



# Chapter 19: The Early Greeks

## Day 1:

- Read section 1, "The Mycenaeans"
- Answer Review Questions
- Narration Page: The Mycenaeans
- UILE 128-131, KHE 17
- Map Work
- Read library books as desired



## Day 2:

- Read section 2, "The Greek Dark Ages"
- Answer Review Questions
- Narration Page: The Greek Dark Ages
- Coloring Page
- Project: Make a Helmet, Shield and/or Vase
- Do chapter test as review
- Color, cut and laminate the review cards for chapters 16-19
- Read library books as desired



Select 2-3 library books on this topic to read this week. When finished, add them to your reading list.

Don't forget to order the library books for Chapter 21, The Medes and the Persians.



# Chapter 19: The Greek Dark Ages

A series of 15 horizontal writing lines for a notebook page. Each line consists of a solid top line, a dashed midline, and a solid bottom line.

# Reading List

Write the names of the books you read,  
or tell something you learned from your reading this week.



---

---

---

---

---

---

---

---

---

---

---

---



---

---

---

---

---

---

---

---

---


---

---

---

# Project Fun!

Tell about a project you did for this chapter,  
take a picture of it, and glue it here!



Handwriting practice lines consisting of solid top and bottom lines and a dashed middle line, repeated ten times.

## Chapter 20: Greece Gets Civilized Again

### Day 1:

- Read section 1, "Greece Gets an Alphabet"
- Read section 2, "The Stories of Homer"
- Answer Review Questions
- Activity Page: Write Your Name in Greek
- Narration Page: The Stories of Homer
- Who's Who Page: Homer
- Map Work
- Coloring Page



### Day 2:

- Read section 3, "The First Olympic Games"
- Answer Review Questions
- Narration Page: The First Olympic Games
- UIL 141, 154, 156-157, KHE 38
- Project: Make Greek instruments or Olympic wreath
- Plan (and shop) for Olympic Games and feast later this week
- Do chapter test as review
- Read library books as desired



Select 2-3 library books on this topic to read this week. When finished, add them to your reading list.

Don't forget to order the library books for Chapter 22, Sparta and Athens.

# Chapter 20: The Stories of Homer

## Narration Page

Lined writing area consisting of 10 sets of horizontal lines. Each set includes a solid top line, a dashed midline, and a solid bottom line, providing a guide for handwriting practice.

# Who's Who in History

Draw or attach a picture here:



Name

---

---

Date of Birth & Death

---

---

Why I was famous:

---

---

---

---

---

---

---

---

---

---

---

---

---

---



# Chapter 20: The First Olympic Games

## Narration Page

A series of horizontal lines for writing, consisting of solid top and bottom lines with a dashed midline, repeated down the page.



# Reading List



Write the names of the books you read,  
or tell something you learned from your reading this week.




Blank writing lines for the first section, consisting of a solid top line, a dashed middle line, and a solid bottom line, repeated five times.



Blank writing lines for the second section, consisting of a solid top line, a dashed middle line, and a solid bottom line, repeated five times.

# Project Fun!

Tell about a project you did for this chapter,  
take a picture of it, and glue it here!



Handwriting practice lines consisting of solid top and bottom lines with a dashed middle line. There are ten such sets of lines arranged vertically on the page.

# Chapter 21: The Medes and the Persians

## Day 1:

- Read section 1, "A New Empire"
- Answer Review Questions
- Narration Page: A New Empire
- Map Work
- UILE 152-153, KHE 40-41
- Read library books as desired



## Day 2:

- Read section 2, "Cyrus the Great"
- Answer Review Questions
- Narration Page: Cyrus the Great
- Who's Who Page: Cyrus the Great
- Coloring Page
- Project: Make "Persian Shoe Strings", Plate or Puppets
- Activity: Play the Conquer Mesopotamia board game
- Do chapter test as review
- Read library books as desired



Select 2-3 library books on this topic to read this week. When finished, add them to your reading list.

Don't forget to order the library books for Chapter 23, The Greek Gods.

# Chapter 21: A New Empire

## Narration Page

A series of horizontal lines for writing, alternating between solid top and bottom lines with a dashed midline for each row.

**Chapter 21: Cyrus the Great**  
**Narration Page**

Lined paper template for narration, featuring multiple sets of horizontal lines. Each set consists of a solid top line, a dashed middle line, and a solid bottom line, providing a guide for handwriting practice.





# Reading List



Write the names of the books you read,  
or tell something you learned from your reading this week.



Handwriting practice area with 8 sets of lines. Each set consists of a solid top line, a dashed midline, and a solid bottom line.




Handwriting practice area with 8 sets of lines. Each set consists of a solid top line, a dashed midline, and a solid bottom line.



# Project Fun!

Tell about a project you did for this chapter,  
take a picture of it, and glue it here!



Handwriting practice lines consisting of solid top and bottom lines with a dashed middle line. There are five sets of these lines stacked vertically.

## Chapter 22: Sparta and Athens

### Day 1:

- Read section 1, "Life in Sparta"
- Answer Review Questions
- Narration Page: Life in Sparta
- Coloring Page
- Map Work
- UILE 154-159, KHE 52-55
- Read library books as desired



### Day 2:

- Read section 2, "Life in Athens"
- Answer Review Questions
- Narration Page: Life in Athens
- Who's Who Page: Plato
- Project: Make Greek Bowl, Wax Tablet, Greek Clothes, Charm Bracelet or Henna Tattoos
- Craft: Greek Stickers and/or Paper Dolls
- Do chapter test as review
- Read library books as desired



Select 2-3 library books on this topic to read this week. When finished, add them to your reading list.

Don't forget to order the library books for Chapter 24, *The Wars of the Greeks*.

# **Chapter 22: Life in Sparta**

## **Narration Page**

A series of horizontal lines for writing, consisting of solid top and bottom lines with a dashed midline, repeated down the page.







# Reading List



Write the names of the books you read,  
or tell something you learned from your reading this week.




Handwriting practice area with 10 sets of horizontal lines (solid top and bottom lines, dashed middle line).



Handwriting practice area with 10 sets of horizontal lines (solid top and bottom lines, dashed middle line).

# Project Fun!

Tell about a project you did for this chapter,  
take a picture of it, and glue it here!




Handwriting practice lines consisting of solid top and bottom lines and a dashed middle line. There are five sets of these lines stacked vertically.

## Chapter 23: The Greek Gods

### Day 1:

- Read section 1, "The Greek Gods"
- Answer Review Questions
- Narration Page: The Greek Gods
- Coloring Page
- Map Work
- Read library books as desired



### Day 2:

- UILE n/a, KHE 52-55
- Make an Olympus Family Tree
- Make a Golden Apple
- Activity: Greek Gods and Goddesses Word search
- Do chapter test as review
- Color, cut and laminate the review cards for chapters 20-23
- Read library books as desired—lots of great myth books!



Select 2-3 library books on this topic to read this week. When finished, add them to your reading list.

Don't forget to order the library books for Chapter 25, Alexander the Great.





 **Reading List** 

Write the names of the books you read,  
or tell something you learned from your reading this week.




Blank writing lines for the first section, consisting of a solid top line, a dashed midline, and a solid bottom line, repeated seven times.



Blank writing lines for the second section, consisting of a solid top line, a dashed midline, and a solid bottom line, repeated seven times.

# Project Fun!

Tell about a project you did for this chapter,  
take a picture of it, and glue it here!




Handwriting practice lines consisting of solid top and bottom lines with a dashed middle line. There are ten such sets of lines arranged vertically on the page.

# Chapter 24: The Wars of the Greeks

## Day 1:

- Read section 1, "Greece's War with Persia"
- Answer Review Questions
- Narration Page: Greece's War with Persia
- Map Work
- Coloring Page
- UILE 154-155, KHE 52-53
- Read library books as desired



## Day 2:

- Read section 2, "The Greeks Fight Each Other"
- Answer Review Questions
- Narration Page: The Greeks Fight Each Other
- Project: Make Ice Cream Boat, Gingerbread Parthenon, "Stone" Sculpture, Athenian Coins
- Activity: Play the Peloponnesian War Game
- Do chapter test as review
- Read library books as desired



Select 2-3 library books on this topic to read this week. When finished, add them to your reading list.

Don't forget to order the library books for Chapter 26, The People of the Americas.

**Chapter 24: Greece's War with Persia**  
**Narration Page**

Lined writing area with horizontal lines and a dotted midline for each row.





# Reading List



Write the names of the books you read,  
or tell something you learned from your reading this week.




Handwriting practice lines consisting of a solid top line, a dashed middle line, and a solid bottom line, repeated five times.



Handwriting practice lines consisting of a solid top line, a dashed middle line, and a solid bottom line, repeated five times.

# Project Fun!

Tell about a project you did for this chapter,  
take a picture of it, and glue it here!




Handwriting practice lines consisting of solid top and bottom lines with a dashed middle line. There are ten such sets of lines provided for writing.



## Chapter 25: Alexander the Great

### Day 1:

- Read section 1, "Philip and His Son"
- Read section 2, "Alexander's Invasions"
- Answer Review Questions
- Narration Page: Philip and His Son
- Narration Page: Alexander's Invasions
- Who's Who Page: Alexander
- Map Work
- Coloring Page



### Day 2:

- Read section 3, "The Death of Alexander"
- Answer Review Questions
- Narration Page: The Death of Alexander
- UILE 160-161, KHE 56
- Project: Make Bucephalus, Tie a Gordian Knot, Make the Pharos Lighthouse or Story Project: Being Brave
- Activity: Play the Alexander the Great Game
- Do chapter test as review
- Read library books as desired



Select 2-3 library books on this topic to read this week. When finished, add them to your reading list.

Don't forget to order the library books for Chapter 27, The Rise of Rome.

**Chapter 25: Philip and His Son**  
**Narration Page**

A series of horizontal lines for writing, consisting of solid top and bottom lines and a dashed middle line, repeated down the page.

# **Chapter 25: Alexander's Invasions**

## **Narration Page**

A series of horizontal lines for writing, consisting of solid top and bottom lines with a dashed midline in the center of each row. There are 12 such rows on the page.



# **Chapter 25: The Death of Alexander**

## **Narration Page**

A series of horizontal lines for writing, consisting of solid top and bottom lines with a dashed midline, repeated down the page.



# Reading List



Write the names of the books you read,  
or tell something you learned from your reading this week.




Handwriting practice lines consisting of a solid top line, a dashed middle line, and a solid bottom line. This section contains five such sets of lines.



Handwriting practice lines consisting of a solid top line, a dashed middle line, and a solid bottom line. This section contains five such sets of lines.

# Project Fun!

Tell about a project you did for this chapter,  
take a picture of it, and glue it here!



Handwriting practice lines consisting of solid top and bottom lines with a dashed middle line. There are ten such sets of lines arranged vertically on the page.

## Chapter 26: The People of the Americas

### Day 1:

- Read section 1, "The Nazca Drawings"
- Read section 2, "The Heads of the Olmecs"
- Answer Review Questions
- Narration Page: The Nazca Drawings
- Narration Page: The Heads of the Olmecs
- Map Work
- Cooking Project: Tapioca Pudding and/or Navajo Fry Bread
- Read library books as desired



### Day 2:

- Read section 3, "Rabbit Shoots the Sun"
- Answer Review Questions
- Narration Page: Rabbit Shoots the Sun
- Coloring Page
- UILE 176-181, KHE 76-77
- Project: Make Seed Mosaic Map, Headband, Sand Painting, Nazca Crayon Drawing
- Do chapter test as review
- Read library books as desired



Select 2-3 library books on this topic to read this week. When finished, add them to your reading list.

Don't forget to order the library books for Chapter 28, The Roman Empire.



**Chapter 26: The Nazca Drawings**  
**Narration Page**

A series of horizontal lines for writing, consisting of solid top and bottom lines with a dashed midline.



# Chapter 26: Rabbit Shoots the Sun

## Narration Page

A series of horizontal lines for writing, consisting of solid top and bottom lines with a dashed midline, repeated down the page.

 **Reading List** 

Write the names of the books you read,  
or tell something you learned from your reading this week.




Handwriting practice lines consisting of solid top and bottom lines and a dashed middle line, repeated five times.



Handwriting practice lines consisting of solid top and bottom lines and a dashed middle line, repeated five times.

# Project Fun!

Tell about a project you did for this chapter,  
take a picture of it, and glue it here!



Handwriting practice lines consisting of solid top and bottom lines with a dashed middle line. There are ten such sets of lines arranged vertically on the page.

# Chapter 27: The Rise of Rome

## Day 1:

- Read section 1, "Romulus and Remus"
- Answer Review Questions
- Narration Page: Romulus and Remus
- Map Work
- Coloring Page
- UILE 184, KHE 34-35
- Read library books as desired



## Day 2:

- Read section 2, "The Power of Rome"
- Answer Review Questions
- Narration Page: The Power of Rome
- Project: Make Roman Hairpiece, Fasces, Saturnalia Gift
- Activity: Run a Popinas (or plan for later this week)
- Do chapter test as review
- Color, cut and laminate the review cards for chapters 24-27
- Read library books as desired



Select 2-3 library books on this topic to read this week. When finished, add them to your reading list.

Don't forget to order the library books for Chapter 29, Rome's War With Carthage.

**Chapter 27: Romulus and Remus**  
**Narration Page**

Blank lined page for narration.

# **Chapter 27: The Power of Rome**

## **Narration Page**

A series of 14 horizontal lines for writing, each consisting of a solid top line, a dashed middle line, and a solid bottom line.





# Reading List



Write the names of the books you read,  
or tell something you learned from your reading this week.




Handwriting practice lines consisting of a solid top line, a dashed middle line, and a solid bottom line. This section contains five rows of such lines.



Handwriting practice lines consisting of a solid top line, a dashed middle line, and a solid bottom line. This section contains five rows of such lines.

# Project Fun!

Tell about a project you did for this chapter,  
take a picture of it, and glue it here!




Handwriting practice lines consisting of solid top and bottom lines with a dashed middle line. There are ten sets of these lines stacked vertically.

## Chapter 28: The Rise of Rome

### Day 1:

- Read section 1, "The Roman Gods"
- Read section 2, "The Roman Builders"
- Answer Review Questions
- Drawing Page: The Roman Gods
- Narration Page: The Roman Builders
- Map Work
- UILE 188-191, KHE 62-63
- Read library books as desired



### Day 2:


- Read section 3, "The Roman Gladiators"
- Read section 4, "The Gladiator School"
- Answer Review Questions
- Narration Page: The Roman Gladiators/The Gladiator School
- Coloring Page
- Project: Make Archway and Aqueduct or Road Model
- Activity: Chariot Races
- Do chapter test as review
- Read library books as desired



Select 2-3 library books on this topic to read this week. When finished, add them to your reading list.

Don't forget to order the library books for Chapter 30, The Aryans of India.

# Picture of The Roman Gods



**Chapter 28: The Roman Builders**  
**Narration Page**

Lined writing area with alternating solid top and bottom lines and a dashed midline.





# Reading List



Write the names of the books you read,  
or tell something you learned from your reading this week.




Handwriting practice lines consisting of a solid top line, a dashed middle line, and a solid bottom line. This section contains five such sets of lines.



Handwriting practice lines consisting of a solid top line, a dashed middle line, and a solid bottom line. This section contains five such sets of lines.

# Project Fun!

Tell about a project you did for this chapter,  
take a picture of it, and glue it here!



Handwriting practice lines consisting of solid top and bottom lines with a dashed middle line. There are five sets of these lines stacked vertically.



## Chapter 29: Rome's War with Carthage

### Day 1:

- Read section 1, "The Punic Wars"
- Answer Review Questions
- Narration Page: The Punic Wars
- Coloring Page
- Map Work
- Activity: Make (and eat) Hannibal's Elephant's Ears
- Read library books as desired



### Day 2:

- UILE 185-187, KHE 62-63
- Who's Who Page: Hannibal
- Project: Make Cuff Bracelet and/or Coin Ring
- Project: Make Journey of the Elephants Flip Book or Draw Yourself in Ancient Armor
- Do chapter test as review
- Read library books as desired



Select 2-3 library books on this topic to read this week. When finished, add them to your reading list.

Don't forget to order the library books for Chapter 31, The Mauryan Empire of India.



# Who's Who in History

Draw or attach a picture here:



Name

Date of Birth & Death

Why I was famous:



# Reading List



Write the names of the books you read,  
or tell something you learned from your reading this week.




Handwriting practice lines consisting of a solid top line, a dashed middle line, and a solid bottom line. This section contains five such sets of lines.



Handwriting practice lines consisting of a solid top line, a dashed middle line, and a solid bottom line. This section contains five such sets of lines.

# Project Fun!

Tell about a project you did for this chapter,  
take a picture of it, and glue it here!



Handwriting practice lines consisting of solid top and bottom lines with a dashed middle line. There are ten such sets of lines arranged vertically on the page.

# Chapter 30: The Aryans of India

## Day 1:

- Read section 1, "Life on the Ganges River"
- Read section 2, "The Castes of Ancient India"
- Answer Review Questions
- Narration Page: Life on the Ganges River
- Narration Page: The Castes of Ancient India
- Map Work
- Read library books as desired



## Day 2:

- Read section 3, "Siddhartha"
- Answer Review Questions
- Who's Who Page: Siddhartha
- Coloring Page
- UILE 174, KHE 33
- Project: Make a Rakhi
- Activity: Color Fingernails and Lips and/or Play Tiger Hunt
- Do chapter test as review
- Read library books as desired



Select 2-3 library books on this topic to read this week. When finished, add them to your reading list.

Don't forget to order the library books for Chapter 32, China: Writing and the Qin.



# Chapter 30: The Castes of Ancient India

## Narration Page

A series of horizontal lines for writing, consisting of solid top and bottom lines with a dashed midline, repeated down the page.







# Reading List



Write the names of the books you read,  
or tell something you learned from your reading this week.




Handwriting practice lines consisting of solid top and bottom lines with a dashed middle line, repeated five times.



Handwriting practice lines consisting of solid top and bottom lines with a dashed middle line, repeated five times.

# Project Fun!

Tell about a project you did for this chapter,  
take a picture of it, and glue it here!



Handwriting practice lines consisting of solid top and bottom lines with a dashed middle line. There are ten such sets of lines stacked vertically.

# Chapter 31: The Mauryan Empire of India

## Day 1:

- Read section 1, "The Empire United"
- Answer Review Questions
- Narration Page: The Empire United
- Who's Who Page: Asoka
- Map Work
- UILE 175, KHE 57
- Read library books as desired



## Day 2:

- Read section 2, "The Jakata Tales"
- Answer Review Questions
- Narration Page: The Jakata Tales
- Coloring Page
- Activity: Make Indian Curried Rice and/or Play a Game
- Do chapter test as review
- Color, cut and laminate the review cards for 28-31
- Read library books as desired



Select 2-3 library books on this topic to read this week. When finished, add them to your reading list.

Don't forget to order the library books for Chapter 33, Confucius.





**Chapter 31: The Jakata Tales**  
**Narration Page**

A series of horizontal lines for writing, including solid top and bottom lines and a dashed midline in each row.



# Reading List



Write the names of the books you read,  
or tell something you learned from your reading this week.



Handwriting practice lines consisting of a solid top line, a dashed middle line, and a solid bottom line. There are five such sets of lines.




Handwriting practice lines consisting of a solid top line, a dashed middle line, and a solid bottom line. There are five such sets of lines.



# Project Fun!

Tell about a project you did for this chapter,  
take a picture of it, and glue it here!




Handwriting practice lines consisting of solid top and bottom lines with a dashed middle line. There are five sets of these lines provided for writing.

## Chapter 32: China: Writing and the Qin

### Day 1:

- Read section 1, "Calligraphy in China"
- Read section 2, "Warring States"
- Answer Review Questions
- Narration Page: Calligraphy in China
- Narration Page: Warring States
- Map Work
- UILE 166-167, KHE 58-59
- Read library books as desired



### Day 2:

- Read section 3, "The First Emperor and the Great Wall"
- Read section 4, "The First Emperor's Grave"
- Answer Review Questions
- Who's Who Page: Qin Zheng (Shi Huangdi)
- Narration Page: The First Emperor and the Great Wall
- Coloring Page
- Project: Practice Chinese Calligraphy, Make a Great Wall, or Make Paper
- Do chapter test as review
- Read library books as desired



Select 2-3 library books on this topic to read this week. When finished, add them to your reading list.

Don't forget to order the library books for Chapter 34, The Rise of Julius Caesar.

# Chapter 32: Calligraphy in China

## Narration Page

A series of horizontal lines for writing, consisting of solid top and bottom lines with a dashed midline, repeated down the page.





# **Chapter 32: The First Emperor and the Great Wall**

## **Narration Page**

A series of horizontal lines for writing, consisting of solid top and bottom lines with a dashed midline, repeated down the page.

 **Reading List** 

Write the names of the books you read,  
or tell something you learned from your reading this week.




Handwriting practice lines consisting of solid top and bottom lines with a dashed middle line, repeated five times.



Handwriting practice lines consisting of solid top and bottom lines with a dashed middle line, repeated five times.

# Project Fun!

Tell about a project you did for this chapter,  
take a picture of it, and glue it here!



Handwriting practice lines consisting of solid top and bottom lines with a dashed middle line. There are ten such sets of lines arranged vertically on the page.



# Chapter 33: Confucius

## Day 1:

- Read section 1, "China's Wise Teacher"
- Answer Review Questions
- Narration Page: China's Wise Teacher
- Map Work
- Activity: Make tea
- Read library books as desired



## Day 2:

- UILE 165, KHE 39
- Who's Who Page: Confucius
- Coloring Page: Confucius
- Project: Make Tangrams
- Do chapter test as review
- Read library books as desired



Select 2-3 library books on this topic to read this week. When finished, add them to your reading list.

Don't forget to order the library books for Chapter 35, Caesar the Hero








# Project Fun!

Tell about a project you did for this chapter,  
take a picture of it, and glue it here!



Handwriting practice lines consisting of solid top and bottom lines with a dashed middle line. There are ten such sets of lines arranged vertically on the page.

# Chapter 34: The Rise of Julius Caesar

## Day 1:

- Read section 1, "Caesar is Kidnapped"
- Read section 2, "The Consuls of Rome"
- Answer Review Questions
- Narration Page: Caesar is Kidnapped
- Narration Page: The Consuls of Rome
- Map Work
- Coloring Page
- Read library books as desired



## Day 2:

- Read section 3, "Caesar and the Senate"
- Answer Review Questions
- Narration Page: Caesar and the Senate
- UILE 185, KHE 63
- Who's Who Page: Julius Caesar
- Project: Make a Roman Mosaic or Crown of Leaves
- Activity: Play the Ransom Caesar Game
- Do chapter test as review
- Read library books as desired



Select 2-3 library books on this topic to read this week. When finished, add them to your reading list.

Don't forget to order the library books for Chapter 36, The First Roman Prince.











# Reading List

Write the names of the books you read,  
or tell something you learned from your reading this week.




Handwriting practice area consisting of five sets of horizontal lines. Each set includes a solid top line, a dashed midline, and a solid bottom line.



Handwriting practice area consisting of five sets of horizontal lines. Each set includes a solid top line, a dashed midline, and a solid bottom line.

# Project Fun!

Tell about a project you did for this chapter,  
take a picture of it, and glue it here!



Handwriting practice lines consisting of solid top and bottom lines with a dashed middle line. There are ten such sets of lines arranged vertically on the page.

# Chapter 35: Caesar the Hero

## Day 1:

- Read section 1, "Caesar Fights the Celts"
- Read section 2, "Caesar Crosses the Rubicon"
- Answer Review Questions
- Narration Page: Caesar Fights the Celts
- Narration Page: Caesar Crosses the Rubicon
- Map Work
- Coloring Page
- Read library books as desired



## Day 2:

- Read section 3, "Caesar and Cleopatra"
- Read section 4, "The Death of Caesar"
- Answer Review Questions
- Narration Page: Caesar and Cleopatra/The Death of Caesar
- UILE 182-183, KHE 63, 68-69
- Project: Make Caesar's Flag or Mint Your Own Coins
- Activity: Measure Your Height and Learn Roman Numerals
- Do chapter test as review
- Color, cut and laminate the review cards for chapters 32-35
- Read library books as desired



Select 2-3 library books on this topic to read this week. When finished, add them to your reading list.

Don't forget to order the library books for Chapter 37, The Beginning of Christianity.





**Chapter 35: Caesar and Cleopatra/  
The Death of Caesar  
Narration Page**

A series of horizontal lines for writing, consisting of a solid top line, a dashed midline, and a solid bottom line, repeated down the page.





# Reading List



Write the names of the books you read,  
or tell something you learned from your reading this week.




Handwriting practice lines consisting of solid top and bottom lines with a dashed midline, repeated for four rows.



Handwriting practice lines consisting of solid top and bottom lines with a dashed midline, repeated for four rows.

# Project Fun!

Tell about a project you did for this chapter,  
take a picture of it, and glue it here!



Handwriting practice lines consisting of solid top and bottom lines with a dashed middle line. There are ten such sets of lines arranged vertically on the page.

# Chapter 36: The First Roman Prince

## Day 1:

- Read section 1, "Augustus Caesar"
- Answer Review Questions
- Narration Page: Augustus Caesar
- Map Work
- Read library books as desired



## Day 2:

- UILE 185-191, KHE 64-67
- Who's Who Page: Augustus Caesar
- Coloring Page
- Project: Make a Mosaic Calendar and/or Roman Toga
- Do chapter test as review
- Read library books as desired



Select 2-3 library books on this topic to read this week. When finished, add them to your reading list.

Don't forget to order the library books for Chapter 38, The End of the Ancient Jewish Nation.

Illustration: Bust of Augustus Caesar as a young man.

**Chapter 36: Augustus Caesar**  
**Narration Page**


A series of horizontal lines for writing, consisting of solid top and bottom lines with a dashed midline, repeated down the page.





# Project Fun!

Tell about a project you did for this chapter,  
take a picture of it, and glue it here!



Handwriting practice lines consisting of solid top and bottom lines with a dashed middle line. There are ten sets of these lines stacked vertically.

# Chapter 37: The Beginning of Christianity

## Day 1:

- Read section 1, "The Birth of Jesus"
- Answer Review Questions
- Narration Page: The Birth of Jesus
- Coloring Page
- Map Work
- UILE 192-193, KHE 72
- Read library books as desired



## Day 2:

- Read section 2, "Jesus Crucified and Resurrected"
- Answer Review Questions
- Narration Page: Jesus Crucified and Resurrected
- Who's Who Page: Jesus
- Project: Make Mosaic Cross, Pendant, Window Art or Puzzle
- Do chapter test as review
- Read library books as desired



Select 2-3 library books on this topic to read this week. When finished, add them to your reading list.

Don't forget to order the library books for Chapter 39, Rome and the Christians.







# **Chapter 37: Jesus Crucified and Resurrected**

## **Narration Page**

A series of horizontal lines for writing, consisting of solid top and bottom lines with a dashed midline, repeated 15 times down the page.



# Reading List



Write the names of the books you read,  
or tell something you learned from your reading this week.




A series of ten horizontal lines for writing, each consisting of a solid top line, a dashed middle line, and a solid bottom line.



A second series of ten horizontal lines for writing, each consisting of a solid top line, a dashed middle line, and a solid bottom line.

# Project Fun!

Tell about a project you did for this chapter,  
take a picture of it, and glue it here!



Handwriting practice lines consisting of solid top and bottom lines with a dashed middle line. There are five sets of these lines stacked vertically.

# Chapter 38: The End of the Ancient Jewish Nation

## Day 1:

- Read section 1, "The Destruction of the Temple"
- Answer Review Questions
- Narration Page: The Destruction of the Temple
- Map Work
- Read library books as desired



## Day 2:

- UILE N/A, KHE 61
- Coloring Page
- Project: Make a Shabbat Candle Holder and/or Dreidel
- Activity: Make Hanukkah Latkes
- Do chapter test as review
- Read library books as desired



Select 2-3 library books on this topic to read this week. When finished, add them to your reading list.

Don't forget to order the library books for Chapter 40, Rome Begins to Weaken.

**Chapter 38: The Destruction of the Temple  
Narration Page**

A series of 18 horizontal writing lines for a narration page. Each line consists of a solid top line, a dashed middle line, and a solid bottom line, providing a guide for handwriting.



# Reading List



Write the names of the books you read,  
or tell something you learned from your reading this week.



Handwriting practice lines consisting of a solid top line, a dashed middle line, and a solid bottom line. This section contains four such sets of lines.




Handwriting practice lines consisting of a solid top line, a dashed middle line, and a solid bottom line. This section contains four such sets of lines.



# Project Fun!

Tell about a project you did for this chapter,  
take a picture of it, and glue it here!

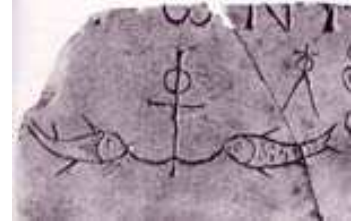


Handwriting practice lines consisting of solid top and bottom lines with a dashed middle line. There are five sets of these lines stacked vertically.

# Chapter 39: Rome and the Christians

## Day 1:

- Read section 1, "Nero, The Evil Emperor"
- Read section 2, "Christians in the Catacombs"
- Answer Review Questions
- Narration Page: Nero, The Evil Emperor
- Narration Page: Christians in the Catacombs
- Map Work
- Coloring Page
- Read library books as desired



## Day 2:

- Read section 3, "The Emperor is a Christian!"
- Answer Review Questions
- Narration Page: The Emperor is a Christian
- UILE 192-193, KHE 72-73
- Who's Who Page: Emperor Constantine
- Project: Make Nero's Crown, Dough Map of Italy, Secret Symbol or Lyre
- Activity: Make a Catacomb and/or Make a Shield Cheesecake
- Do chapter test as review
- Color, cut and laminate the review cards for 36-39
- Read library books as desired



Select 2-3 library books on this topic to read this week. When finished, add them to your reading list.

Don't forget to order the library books for Chapter 41, The Attacking Barbarians.

**Chapter 39: Nero, The Evil Emperor**  
**Narration Page**

A series of horizontal lines for writing, consisting of solid top and bottom lines with a dashed midline, repeated down the page.

# **Chapter 39: Christians in the Catacombs**

## **Narration Page**

Handwriting practice lines for narration.

Each row consists of a solid top line, a dashed midline, and a solid bottom line.

There are 10 rows of these lines provided for writing.



# Who's Who in History

Draw or attach a picture here:



Name

---

---

Date of Birth & Death

---

---

Why I was famous:

---

---

---

---

---

---

---

---

---

---

---

---

---

---

---



# Reading List



Write the names of the books you read,  
or tell something you learned from your reading this week.




---



---



---



---



---



---



---



---



---



---



---



---



---



---



---



---



---




---



---



---



---



---



---



---



---



---



---



---



---



---



---



---




---



---

# Project Fun!

Tell about a project you did for this chapter,  
take a picture of it, and glue it here!



Handwriting practice lines consisting of solid top and bottom lines with a dashed middle line. There are ten such sets of lines stacked vertically.



## Chapter 40: Rome Begins to Weaken

### Day 1:

- Read section 1, "The British Rebellion"
- Answer Review Questions
- Narration Page: The British Rebellion
- UILE 194, KHE 80-81
- Who's Who Page: Boadicea
- Coloring Page
- Map Work
- Read library books as desired



### Day 2:

- Read section 2, "Rome Divided in Two"
- Answer Review Questions
- Narration Page: Rome Divided in Two
- Project: Design a Celtic Border
- Activity: Find Directions and/or Play a Roman Ball Game
- Plan (and shop) for Celtic Feast later this week
- Do chapter test as review
- Read library books as desired



Select 2-3 library books on this topic to read this week. When finished, add them to your reading list.

Don't forget to order the library books for Chapter 42, The End of Rome.

# Chapter 40: The British Rebellion

## Narration Page

A series of horizontal lines for writing, consisting of solid top and bottom lines with a dashed midline for each row.







# Reading List



Write the names of the books you read,  
or tell something you learned from your reading this week.




---



---



---



---



---



---



---



---



---



---



---



---




---



---



---



---



---



---



---



---



---



---




---



---

# Project Fun!

Tell about a project you did for this chapter,  
take a picture of it, and glue it here!



Handwriting practice lines consisting of solid top and bottom lines with a dashed middle line. There are five sets of these lines stacked vertically.

# Chapter 41: The Attacking Barbarians

## Day 1:

- Read section 1, "Attila the Hun"
- Answer Review Questions
- Narration Page: Attila the Hun
- Map Work
- Coloring Page
- UILE 194-195, KHE 80-83
- Who's Who Page: Atilla the Hun
- Read library books as desired



## Day 2:

- Read section 2, "Stilicho, Roman and Barbarian"
- Read section 3, "The Coming of the Visigoths"
- Answer Review Questions
- Narration Page: Stilicho, Roman and Barbarian
- Narration Page: The Coming of the Visigoths
- Project: Reassemble a Roman Pot and/or Draw a Picture of Atilla
- Do chapter test as review
- Read library books as desired



Select 2-3 library books on this topic to read this week. When finished, add them to your reading list.

Don't forget to order all the great summer novels you haven't had time for this year because you've been reading history books.







# **Chapter 41: Stilicho, Roman and Barbarian Narration Page**

A series of horizontal lines for writing, consisting of solid top and bottom lines with a dashed midline, repeated down the page.


**Chapter 41: The Coming of the Visigoths**  
**Narration Page**

A series of horizontal lines for writing, consisting of solid top and bottom lines with a dashed midline, repeated down the page.



# Project Fun!

Tell about a project you did for this chapter,  
take a picture of it, and glue it here!



Handwriting practice lines consisting of solid top and bottom lines with a dashed middle line. There are ten such sets of lines arranged vertically on the page.

# Chapter 42: The End of Rome

## Day 1:

- Read section 1, "The Last Roman Emperor"
- Answer Review Questions
- Narration Page: The Last Roman Emperor
- Coloring Page
- Map Work
- UILE 194-195, KHE 80-83
- Read library books as desired



## Day 2:

- Read section 2, "The Gifts of Rome"
- Answer Review Questions
- Narration Page: The Gifts of Rome
- Project: Make the Emperor's Scepter or Gifts of Rome Collage
- Plan (and shop) for Roman Feast later this week
- Do chapter test as review
- Color, cut and laminate the review cards for chapters 40-42
- Read library books as desired



Select 2-3 library books on this topic to read this week. When finished, add them to your reading list.

Don't forget to order next year's curriculum, SOTW II and the Activity Guide.



**Chapter 42: The Gifts of Rome**  
**Narration Page**

Lined writing area with horizontal lines and a dashed midline for each row.



 **Reading List** 

Write the names of the books you read,  
or tell something you learned from your reading this week.




Handwriting practice lines consisting of a solid top line, a dashed middle line, and a solid bottom line. This section contains five such sets of lines.



Handwriting practice lines consisting of a solid top line, a dashed middle line, and a solid bottom line. This section contains five such sets of lines.

# Project Fun!

Tell about a project you did for this chapter,  
take a picture of it, and glue it here!



Handwriting practice lines consisting of solid top and bottom lines with a dashed middle line. There are ten such sets of lines arranged vertically on the page.

**BLANK PAGES TO PRINT AND ADD  
AS NEEDED:**

**Chapter \_\_\_\_\_**  
**Narration Page**

Lined writing area with 10 sets of primary-ruled lines (solid top and bottom lines with a dashed midline).



# Reading List



Write the names of the books you read,  
or tell something you learned from your reading this week.



---

---

---

---

---

---

---

---

---

---



---

---

---

---

---

---

---

---


---

---



# Project Fun!

Tell about a project you did for this chapter,  
or take a picture of it and glue it here!



Handwriting practice lines consisting of solid top and bottom lines with a dashed middle line. There are ten sets of these lines stacked vertically.