

# ELPA21 Practice Test for Students and Families


The practice does not work in Internet Explorer.

Go to this website: <http://wa.portal.airast.org>


Click on Students and Families:



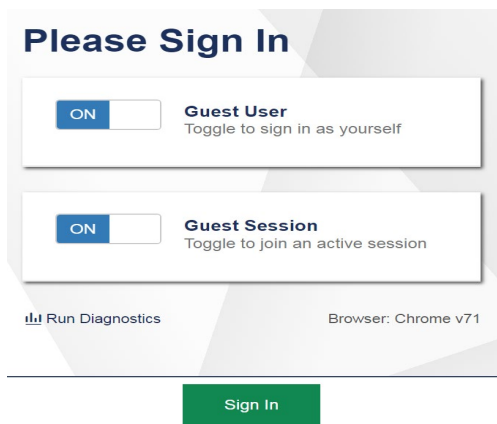
Click on Practice & Training Tests:



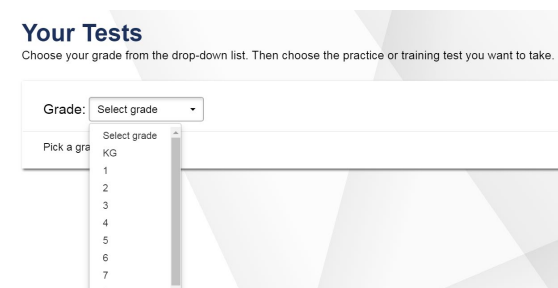
Click on Take the Practice and Training Tests:



Click on "Sign In" as no other information is needed on this screen:

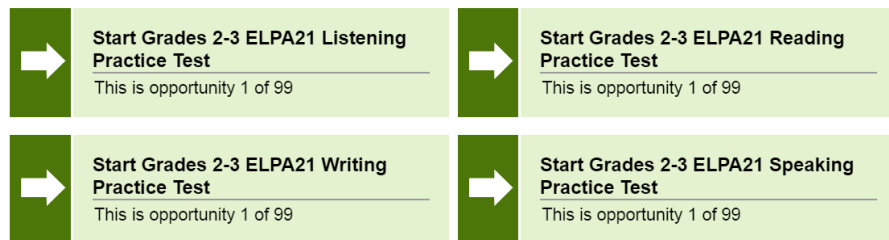


Select the appropriate grade level:



Scroll down to the practice tests labeled ELPA21. **Make sure to practice all four tests – Listening, Writing, Reading, Speaking:**

### ELPA21 Practice Tests



Select one of the practice tests. Scroll through the Settings Screen, click “select”.

Complete the audio/video checks and select “continue”.

If you wish to view the Help Guide or Test Settings, you may select those options.

Scroll down and click on “begin test now”

Move through the test by clicking on the arrows towards the top left side to go back or forward. Click on the different menus and options to become familiar with how the test works. The goal is to become comfortable with the test system.

**LISTENING TEST:** This test will give your student a chance to show how well he or she can listen and understand English. A question will be read. The answer will be completed by dragging and dropping an object or clicking on a response. Try to answer all questions.

**READING TEST:** This test will give your student a chance to show how well he or she can read and understand English.

- Some questions will be about a story. Answers may be completed by clicking on a picture or some words or by moving a picture or word.
- Some questions are about a passage and will be answered by dragging and dropping words or by clicking on pictures, words or sentences.

Try to answer all questions.

**WRITING TEST:** This test will give your student a chance to show how well he or she can write in English.

- Some questions will be answered by dragging and dropping letters or words.
- Some questions will be answered by typing a response.
- Some questions will be answered by clicking on a word to finish a sentence.

**SPEAKING TEST:** This test will give your student a chance to show how well he or she can speak English. Your student will hear a question and then speak into a microphone and record the answer.

Try to answer all questions.